


ARCHITECTURAL ELEMENTS: **BALUSTRADES**



G E O N M E T R Y Y Y

STORE

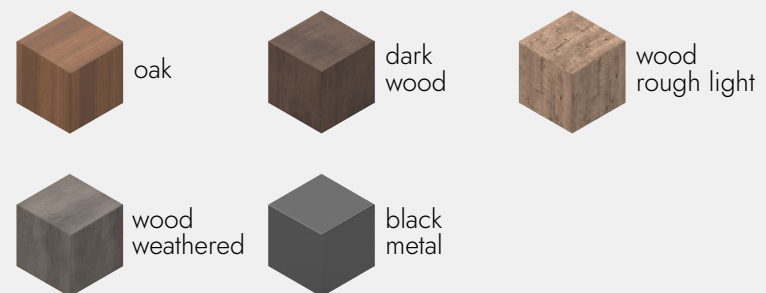
ALBA AURA

DESCRIPTION Alba produces an innovative system of fully adjustable aluminium gates, fences and railings, quick to assemble and install. The advantages of the system can be summarized as follows: Affordability, Robustness, interchangeability of damaged parts and the material.

SETTINGS

- Evenly distance
- Balustrade height
- Material

MATERIALS



ALBA DAFNE

DESCRIPTION Alba produces an innovative system of fully adjustable aluminium gates, fences and railings, quick to assemble and install. The advantages of the system can be summarized as follows: Affordability, Robustness, interchangeability of damaged parts and the material.

SETTINGS

- Evenly distance
- Balustrade height
- Material

MATERIALS



oak



dark wood



wood rough light



wood weathered



black metal



ALBA MAIA

DESCRIPTION Alba produces an innovative system of fully adjustable aluminium gates, fences and railings, quick to assemble and install. The advantages of the system can be summarized as follows: Affordability, Robustness, interchangeability of damaged parts and the material.

SETTINGS

- Evenly distance
- Balustrade height
- Material

MATERIALS



black
metal
matte




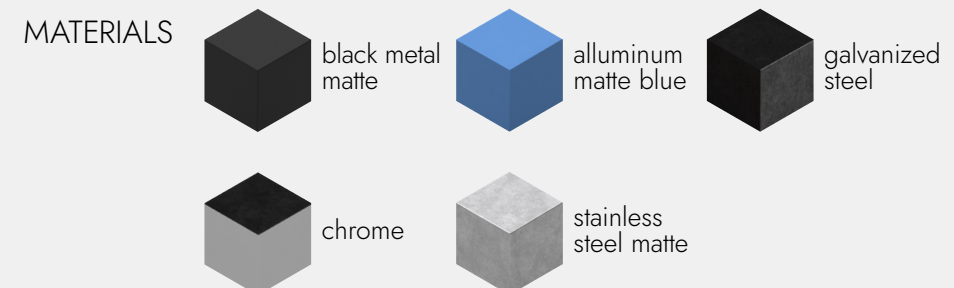
aluminum
matte blue




FARAONE ALU LINEAR

DESCRIPTION The aluminium collection by Faraone is completed with Alu Linear, the elegant braid suitable for both classical and modern exteriors.

- SETTINGS
- Evenly Distance
 - Post Height
 - Material
 - Middle Bar Height
 - Evenly Middle Distance








FARAONE INFINITI R




DESCRIPTION Lightweight aluminium railing made by Matteo Paolini and Nino Faraone for Faraone

SETTINGS > Evenly Distance
> Material

MATERIALS

	black metal matte		aluminum matte blue		galvanized steel
	chrome		stainless steel matte		

FARAONE PENTA



DESCRIPTION Penta aluminium balustrade, designed for Faraone.it

SETTINGS > Evenly Distance
> Cables Height
> Material

MATERIALS



black metal
matte



aluminum
matte blue



galvanized
steel



chrome



stainless
steel matte

LABOUTIQUE BURGER

DESCRIPTION An ingenious ready-to-install solution to secure your balcony or terrace. Made by laboutique.booa.fr

SETTINGS

- Evenly Distance
- Cables Height
- Material

MATERIALS



oak



dark wood



aluminium
polished



aluminium
matte



aluminium
light



black metal



black metal
matte








QLINE CROSSBAR


DESCRIPTION If you prefer round shapes, the Q-line range offers an unbeatable choice of components. With its clean and linear shapes, the Q-line balustrade railing system will never go out of style. Like all Q-railing systems, it is quick and easy to assemble. No welding is required. You can install handrails and balustrades by gluing, drilling and tapping.

SETTINGS

- Evenly Distance
- Cables Height
- Material

MATERIALS

	black metal matte		aluminum matte blue		galvanized steel
	chrome		stainless steel matte		









QLINE DUO LINE PICKET GLASS

DESCRIPTION The Duo Line balustrade railing system represents the best of modern industrial design. Its uprights are made of lightweight aluminum and feature a scratch-resistant anthracite gray paint finish. As for the infill, you can choose from the complete Q-railing range: crossbars, mesh or glass panels. Each infill can be installed quickly and easily thanks to the Duo Line modular fixing system: just insert the appropriate adapters inside the balustrades, install the infill supports and finally position the infills themselves. No drilling or tapping required: there are no visible screws that disturb the visual effect.

SETTINGS

- Evenly Distance
- Balustrade Height
- Material

MATERIALS

 black metal matte	 aluminum matte blue	 galvanized steel
 chrome	 stainless steel matte	 glass









QLINE SPIDER

DESCRIPTION If you prefer round shapes, the Q-line range offers an unbeatable choice of components. With its clean and linear shapes, the Q-line balustrade railing system will never go out of style. Like all Q-railing systems, it is quick and easy to assemble. No welding is required. You can install handrails and balustrades by gluing, drilling and tapping.

SETTINGS

- Evenly Distance
- Balustrade Height
- Material

MATERIALS

 black metal matte	 aluminum matte blue	 galvanized steel
 chrome	 stainless steel matte	 glass









GENERIC CABLE INFIL

DESCRIPTION Elegance meets design. The rods insert the columns with a particular rhombus section giving life to a superfine balustrade.

SETTINGS > Evenly Distance
> Cables Height
> Material

MATERIALS

 black metal matte	 aluminum matte blue	 galvanized steel
 chrome	 stainless steel matte	









GENERIC EASY ALU


DESCRIPTION Are you dealing with a tight balustrading budget and stringent time schedule? Take on the challenge with Easy Alu. This superbly priced aluminium railing lets you create a true design statement and allows balustrade installers to do loads of preparatory work in their workshop. This leads to minimum time spent on the construction site. The Easy Alu system lets you create a railing design with balusters and handrails in robust high-grade aluminium. It is more than strong enough for a landing or balcony railing and yet has a stripped-down modern look. Available in antracite grey powder coating, this stylish aluminium railing fits in perfectly with the architectural trend for minimalism.

SETTINGS

- Evenly Distance
- Height
- Material

MATERIALS






 black metal matte	 aluminum matte blue	 galvanized steel
 chrome	 stainless steel matte	 glass tint clear




GENERIC SIMPLE BALUSTRADE

DESCRIPTION Simple generic aluminium balustrade.

SETTINGS > Evenly Distance
> Height
> Material

MATERIALS  black metal matte  aluminum matte blue  galvanized steel
 chrome  stainless steel matte



GENERIC EXTERIOR BALUSTRADE TYPE 1

DESCRIPTION Exterior glass and metal balustrade type 1.

- SETTINGS
- Metal Material
 - Glass Material
 - Glass Height
 - Posts Height
 - Evenly Distance

MATERIALS



glass tint
clear



glass tint
glossy



glass
clear



glass
glossy



aluminium
polished




aluminium
matte



black
metal



black metal
matte



GENERIC EXTERIOR BALUSTRADE TYPE 2

DESCRIPTION Exterior glass and metal balustrade type 2.

- SETTINGS
- Metal Material
 - Glass Material
 - Glass Height
 - Posts Height
 - Evenly Distance

MATERIALS



glass tint
clear



glass tint
glossy



glass
clear



glass
glossy



aluminium
polished



aluminium
matte



black
metal



black metal
matte






GENERIC DECK SIMPLE

DESCRIPTION With a Trex Transcend Rail System, your railing is easy to customize. Want your top rail to have a traditional look? Choose the Crown style. Want a top rail to hold your beverage? The Universal rail combined with a coordinating Trex 2x6 makes a great cocktail rail.

SETTINGS

- Evenly Distance
- Balustrade height
- Material

MATERIALS

 oak	 dark wood	 wood rough light
 wood weathered	 black metal	



The background is a solid yellow color. A white geometric shape, resembling a stylized 'Y' or a three-lobed star, is centered on the page. The shape has rounded, organic-looking edges. The text is centered horizontally and partially overlaps the white shape.

www.geometryy.store